🍽️ ClanBite

Your family's meals, planned together, without the daily "what should we cook today?"

Free · works on your phone and computer · your data stays in your own Google Drive

👉 **Open: clanbite.web.app**

Scan to open

Namaste, and a very warm welcome! 😊

Every home has the same question three times a day: "*Aaj kya banega?*" ClanBite answers it for you. It plans breakfast, lunch, snacks and dinner for your whole family, and it remembers what you ate, so you don't repeat dishes too often. It respects your family's food rules (Veg, Jain, Vaishnav, Vegan, diabetic-friendly, allergies and more) and gives every member a say.

Do you **sell cakes, bakes, sweets, snacks or tiffins from home**? Switch on **My Business** and ClanBite keeps your orders, menu and prices, customers, baking plan, shopping list, tiffin subscribers and money, with WhatsApp messages ready to send. Use it with family meal planning, or on its own. Cooking for a big household? Plan one common dish plus "special plates" for the people who need something different.

What ClanBite does for you

⭐ Starter pack, on or off

190 popular dishes ready from day one, matched to your food rules. Switch them off in Dishes → Dish list to hide them (nothing is lost). Delete any dish you don't want, and it never comes back.

🗓️ A meal calendar, ready in seconds

Breakfast, lunch, snack and dinner for every day, with about 190 popular Indian dishes to start. Tap a meal, pick a dish, done.

💼 Your home food business

Orders, cake details, menu and prices, baking plan, shopping list, tiffin subscribers, bills with GST, your logo and QR code, a sales dashboard and money. Use it with family meals or on its own.

⚡ Auto-Plan in one tap

Fill a day, a week or a whole month with dishes your family likes. Check it, change anything, save.

🔁 No boring repeats

Repeat rules like "the same dish at most twice a week" or "noodles only once in 7 days". Write your own in plain words.

🥗 Your food rules, always

Veg, Egg or Non-veg. Jain, Strict Jain (with Paryushan and Chaturmas days), Vaishnav and Vegan. Diabetic-friendly, healthy options and allergies.

👥 Each person's needs

Add family members by name, with their likes, dislikes and allergies. For big families: one common dish plus special plates.

👨‍🍳 Chef Auto-Plan + Recipe Extractor

Plan a week from your YouTube chefs' recipes. Paste any recipe link for a clean recipe to scale or print.

📥 Import your own list

Bring in your dish list or old menu from Word, PDF, Excel, a Google Sheet or a paste.

👨‍👩‍👧‍👦 The whole family together

Invite family members as Admin, Editor or View only with a short link or a 6-letter code; only the Gmails you add can join. Everyone sees the same plan on their own phone, and a change on one phone shows on the others within about 20 seconds.

🍮 Desserts after meals

Add a sweet to any meal. Sweets follow your rules (eggless, sugar-free) and their own repeat rules.

🚩 Rule flags + self-check

ClanBite flags any meal that breaks a rule, and one tap (Find & fix bugs) checks the whole app.

⚙️ All settings in one place

The **Settings** screen has every switch for you, your family and your business, with a search box. Free and private in **your own** Drive.

Getting started: signing in (about 3 minutes)

All you need is a **Gmail (Google) account** and the ClanBite link we sent you.

1. **Open** clanbite.web.app (or scan the QR code on page 1) on your phone or computer. Chrome works best.
2. **Tap Sign in with Google** and choose your Gmail (it works even with several Gmails on one phone).
3. **"Google hasn't verified this app"**: Google shows this screen for new apps while it finishes its review. Tap **Advanced**, then **Go to ClanBite (unsafe)**.

   This screen is normal for now. ClanBite asks Google for only a few small permissions: to make its own files in your Drive, to open the one planner file you choose, and to read a recipe link. It cannot see the rest of your Drive.

4. **Tick every box, then tap Continue.** There are only a few boxes now. ClanBite needs them all to save your meals. Next time it just says "Continue as <your Gmail>".
5. **You go straight inside.** ClanBite makes your planner for you (about 20 seconds), so there are no questions to answer first. You are its admin. Want the home business tools too? Use the **Family | Business | Both** switch at the top of the menu: the first time, it asks what kind of business, and you are set.
   Got an **invite** from your family instead? Open their short link (clanbite.web.app?join=...) and sign in. You land straight in their planner. Google may open one small window with their planner in it: tap it, then **Select** (**Open planner**). You do this once. Or type their **6-letter invite code** in the **Got an invite code?** box on the **Family** screen. If you already have a planner of your own, ClanBite asks first, and offers to bring your dishes across. Nothing of yours is deleted.
6. **Tell ClanBite what your family eats** (a short pop-up on your first visit): Veg, Egg or Non-veg, and any extra rules (Jain, Vaishnav, Vegan...). Keep **"Start with ClanBite's popular dishes"** ticked to start with ready-made dishes. You can change everything later: switch the ⭐ **ClanBite starter dishes** on or off in Dishes → Dish list (off hides them, nothing is lost), and delete any you don't want; a deleted one never comes back.
7. **Agree to the Terms once.** The first time, ClanBite shows a short box with one tick to agree to the Terms of Use. You are asked only once.
8. **Add it to your phone's home screen** so it opens like an app. In Chrome, tap ⋮ (top right), then **Add to Home screen**.

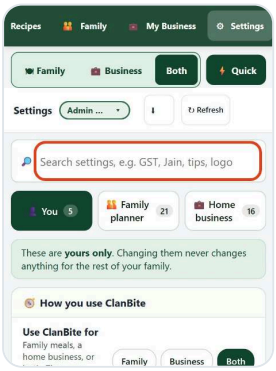

Step 5: the Family | Business | Both switch

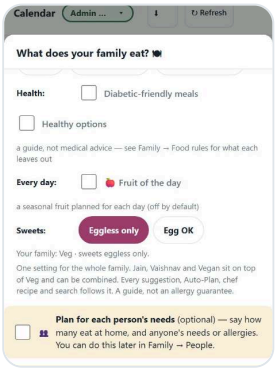

Step 6: what does your family eat?

Inviting your family: open **Family** → **Members**, type their Gmail, pick a role (Admin, Editor or View only), tap **Add person**, then **Copy invite link** and send it on WhatsApp. It's a short link like **clanbite.web.app?join=K7P2QX**. Or just tell them the **6-letter invite code** to type under **Got an invite code?** on the Family screen. They sign in with the same Gmail and land straight in your planner. Only the Gmails you added can join.

How to use ClanBite

ClanBite has **7 tabs**: on a phone they run along the top, on a computer down the left. Each tab holds a few screens. At the top of the menu, **Use ClanBite for: Family | Business | Both** folds away what you do not use, and the white bar above each screen holds that screen's own tools.

🗓️ **Plan**	**Calendar**: your meals, day by day. Tap an empty meal to fill it. **Rule flags**: meals that break a repeat rule, with the reason. **Blank slots**: meals not planned yet. **Bank & Replan**. The **⬇ Export** button saves your plan as an Excel file, a Google Sheet, an Excel file in your Drive, or a tab in your planner.
⚡ **Fill**	**Auto-Plan**: pick a start date and how long (1 day to 1 month), tap *Generate plan*, check it, then save. **Chef Auto-Plan** does the same with your chefs' recipes.
📚 **Dishes**	**Dish list**: every dish your family eats, and which meals it suits. **Desserts**: sweets to add after a meal. **AI Dish Scan**: sorts and tags your dishes. **Import dishes**: bring in your own list.
📝 **Recipes**	**My Chefs**: up to 20 YouTube chefs; search their recipes. **Recipe Extractor & Box**: paste any recipe link to get a clean recipe you can print, scale or add to your plan.
💼 **My Business**	**Dashboard**, **Calendar**, **Orders**, **Menu & prices**, **Clients**, **Bills**, **My Brand**, **Recipes**, **Work plan & shopping**, **Tiffins**, **Money** and **Import lists**, for a home food business. Off until you switch it on. See the next page.
⚙ **Settings**	Every setting in one place, with a **search box**. Three tabs: **You** (tips, sign-out, how you use ClanBite), **Family planner** (food rules, meals, chefs, **My restaurants**, people) and **Home business**. Switches save at once.
👪 **Family**	**Members**: who can see or change the plan. **People**: each person's needs. **Food rules**: Veg/Jain/Vegan, diabetic, healthy, allergies, Fruit of the day. **Repeat rules**: your variety rules.

Plan a meal in 3 taps

1. Open **Plan** → **Calendar** and tap an empty meal.
2. The **Top picks** already follow your food and repeat rules. Tap one to save it. Or search, or pick from your chefs.
3. Changed your mind? Tap **Undo**. Want a sweet after it? Tap **Add a sweet**. Tap a planned meal for **Edit dish** or **Copy this dish to another day**.
4. Eating out? Tap **Eating out** or **Order in / Takeout**, then pick or type the restaurant. ClanBite saves it for next time, with its favourite dishes.

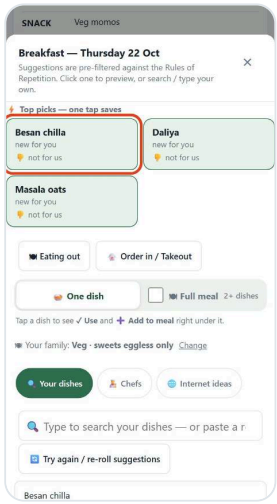

The meal picker: top picks save in one tap

A good first week

1. Set your **Food rules**. 2. Run **Auto-Plan** for 7 days. 3. Swap anything you don't fancy. Tap 👎 **not for us** on a dish you never want suggested. Every meal you plan makes the next suggestions better.

Need help on a screen? Tap ⓘ at the top for a short lesson. **How to use ClanBite** lists all lessons, and you can tick them off.

💼 For home food businesses

Do you sell cakes, bakes, sweets, snacks or tiffins from home? **My Business** keeps your orders, menu, clients, bills and money in one place, in a **private sheet in your own Google Drive**. Use it alongside family meal planning, or on its own: choose **Business** or **Both** in the **Family | Business | Both** switch. You can change it any time.

Set up once

- **Menu & prices**: size, price, egg or eggless, ingredients, prep steps, and "most I can make in a day": ClanBite warns you before you over-book. Search, sort, **sizes** and a **smallest order**. **Ready stock** for cookies baked ahead.
- 📄 **My menu card**: a menu in 12 looks with your colours and logo; tappable phone, WhatsApp and QR in the PDF. **Save as picture**, **Share on WhatsApp**, or **Send menu** on an order.
- **My Brand**: your **logo** (once), Instagram, website, WhatsApp and Maps links, and a **QR code** for the page you want to promote.
- **Import lists**: bring in a price list, clients, supplies or expenses from a PDF, Word or Excel file, a photo, a paste or a Google Sheet link.

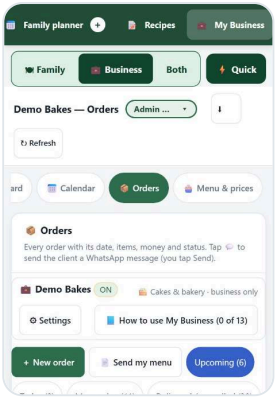

Orders

Every day

- **Orders** with date, pickup slot or delivery, **cake details** (flavour, weight, shape, message, design) and advance paid. Status: new, confirmed, ready, delivered.
- **WhatsApp messages** that match the status ("your order is ready for pickup"). Edit them, or copy and paste. On Delivered, ClanBite asks **"has the client paid?"** and thanks them.
- **Calendar**: every order in full on its day. **Work plan & shopping**: what to bake and when (worked back from pickup), batches, and one shopping list.

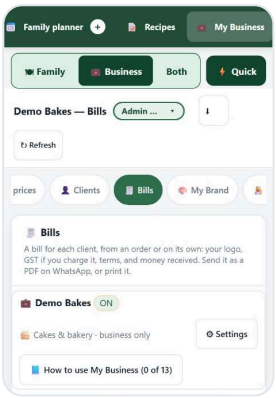

Bills

Bills and money

- **Bills** from an order: **GST on or off**, tax invoice or bill of supply, numbered (or use your own number), with discount and terms. Made a mistake on an issued bill? **Fix a mistake**. PDF, WhatsApp (with a link to the bill) or print. 🎨 **Bill design**: one of ten professional looks in your colours (Match my logo does it for you), or your own bill picture, and you choose what shows.
- **Dashboard**: today's pulse, who owes you, best sellers, this month and this year against last, monthly goal.
- **Money** has three tabs: **Profit and loss**, **Expenses** and **Ledger**. **Every month** costs are added with one tap. The Ledger shows who owes whom; **Settle up** is never a cost.
- **Business recipes**: your own recipe box, apart from family recipes.

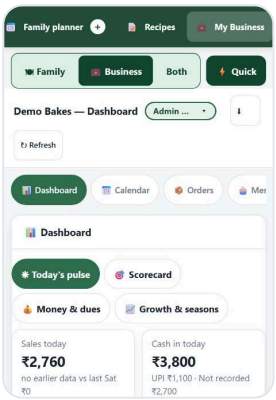

Dashboard

For tiffin services

- Only if you run tiffins: tick **I run a tiffin service** in Business settings. Other businesses never see tiffin screens.
- **Subscribers** with lunch and dinner tiffins and food needs (Jain, no onion or garlic, less spicy, diabetic), today's count by need, week menu, pause days and **monthly bills**.

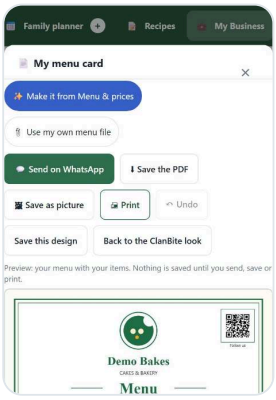

Menu card

📄 The separate **Business Showcase** PDF shows every business screen with pictures.

For big families and home kitchens

Switch on **Family → People → "Plan for each person's needs"** (it's off until you want it). Add each person by name. No Gmail is needed, so children and elders can be added too. For each person, set:

- food type and rules (Jain, Vegan, diabetic…)
- allergies, or "No allergies"
- dishes they love 👍 and dishes they avoid 👎
- whether they're **at home** (switch off when someone travels)

1 to 6 people at home: one dish that suits everyone. ClanBite follows the strictest needs at the table.

7 or more: one common dish for most, plus **special plates** for the few who need something else. For example, a Jain plate, or a no-nuts plate, with the names on it. This is ideal for a **tiffin service or home meal business**: you see exactly how many plates of each kind to cook.

You can also give someone a **different dish in the same meal**, named for them.

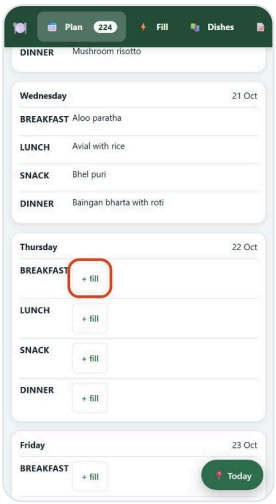

Your week on the calendar

Good to know

🤖 Optional AI helper

Some extras (AI Dish Scan, reading tricky recipes) use a free Google AI key. ClanBite shows you how to get one (🔑 Get my free key) the first time you need it. Everything else works without it.

🛟 Something went wrong?

Family → Members → **Fix or start over**: reset the settings to the defaults, start your planner over, or delete it and make a new one. Each asks you first.

🆘 A planner will not open?

Tap **Open planner** and choose the file in Google's window. Still stuck? Tap **Having trouble?**: you can try again, or **Start again**. Nothing is ever deleted from your Drive. Or ask whoever shared ClanBite with you.

🍎 Fruit of the day

Off by default. Switch it on at the top of the calendar if your family has a fruit every day.

🔒 Your data is yours

Your planner lives in your Google Drive (a family member opens the admin's planner through one Google file window). Nobody else, not even other ClanBite families, can see it. ClanBite uses Google Analytics to count visits, screens opened and phone or computer (never your Gmail, meals or data); switch "Share anonymous usage" off in ❓ How to use ClanBite.

Thank you for trying ClanBite! You're one of the very first families to use it. Tell us what you love and what's missing: your ideas shape what we build next. Happy cooking! 🍲