🍽️ Getting started with ClanBite

Your **family meal planner** and your **home food business**, step by step, with the real screens.

Open: **clanbite.web.app** · free · private · the red outline shows what to tap

1 Open ClanBite and sign in

On your phone or computer, open **clanbite.web.app**, then tap **Sign in with Google** and pick **your own Gmail**.

Google may say **"Google hasn't verified this app"**. This is normal for a new free app while Google finishes its review. Tap **Advanced**, then **Go to ClanBite (unsafe)**, **tick every box** (there are only a few) and tap **Continue**.

ClanBite only works with the files it makes in **your own** Google Drive, and the one planner file you choose. It cannot see the rest of your Drive. You also tick one box to agree to the Terms, once.



Tap Sign in with Google

2 You go straight inside

There is no question wall. The first time you sign in, ClanBite makes your family planner for you (about 20 seconds) and you are its **admin**.

- **Family meals** are ready straight away.
- **Home food business?** At the top of the menu is **Use ClanBite for: Family | Business | Both**. Tap **Business** (or **Both**). The first time, ClanBite asks what kind of business it is and you are set. You can switch back at any time.
- **Joining a family?** Open the invite link you were sent and sign in. You land straight in their planner. Google may open one small window with their planner in it: tap it, then **Select**. You only do this once.

Every setting lives on the ⚙ **Settings** screen, with a search box. Tabs: **You**, **Family planner**, **Home business**.

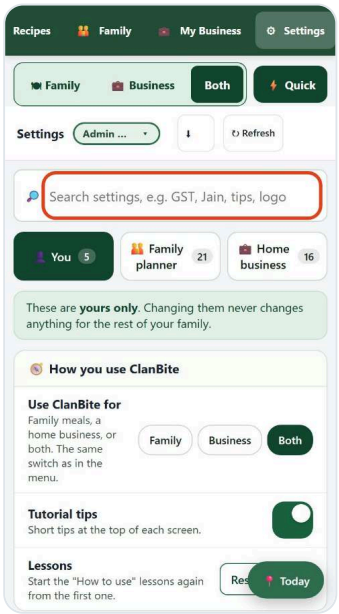

Family | Business | Both

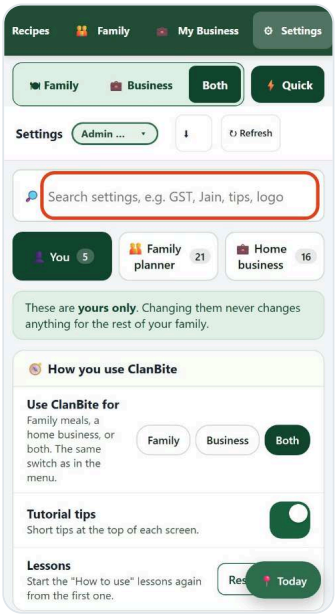

Every setting, searchable

3 Tell ClanBite what your family eats

- Choose **Veg**, **Egg** or **Non-veg**, and any extras (Jain, Vaishnav, Vegan, diabetic-friendly...).
- Keep **"Start with ClanBite's popular dishes"** ticked: about 190 Indian dishes arrive ready, matching your rules.
- Tap **Save**. You can change everything later in **Family** → **Food rules** or on the **Settings** screen.

A short welcome shows next. Choose **Add my first dishes**, **Practise with demo dishes first** or **Show me how it works**.

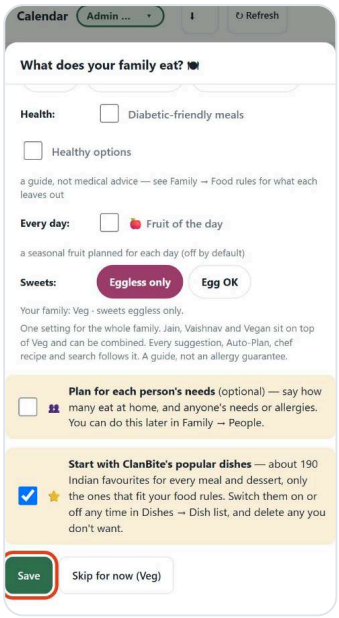

Tap Save

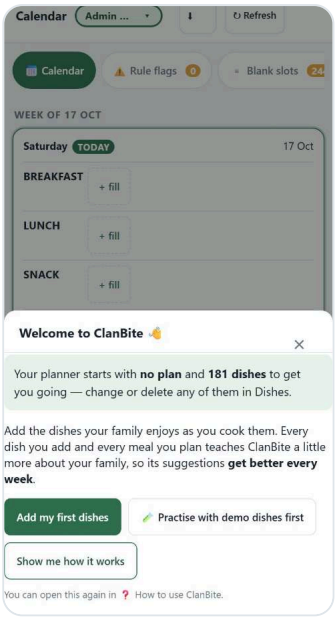

The welcome

4 Plan your family's meals

- Open **Plan** → **Calendar**. Tap **+ fill** on any empty meal. (Eating out? Tap **Eating out** or **Order in / Takeout** in the same window, and ClanBite saves your restaurants for next time.) The **Today** button on every screen jumps back to today.
- Tap one of the **quick picks** at the top, or search. ClanBite only suggests dishes that follow your food and repeat rules.
- The meal saves at once. Tap a planned meal to **Edit dish** or **Copy this dish to another day**. To plan a whole week in one go, open **Fill** → **Auto-Plan**, pick the days and tap **Generate plan**.
- Follow chefs on YouTube? **Recipes** → **My Chefs** (up to 20) and **Fill** → **Chef Auto-Plan**.

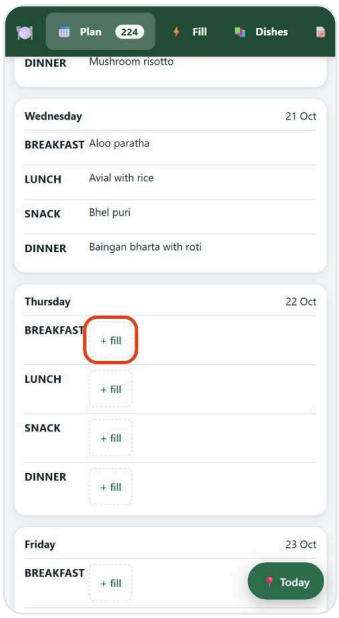

Tap + fill

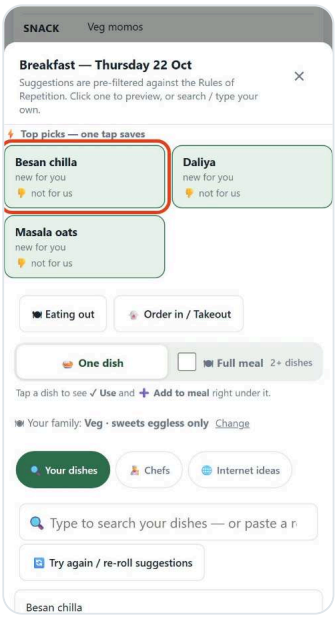

Tap a quick pick

5 Add your family

- Open **Family** → **Members**.
- Type their **Gmail address**, pick a role, tap **Add person**.
- Then tap **Copy invite link** and send it on WhatsApp, or tell them the **6-letter invite code**.
- They sign in with **that same Gmail** and land straight in your planner (Google opens one small file window the first time: they tap it and **Select**).

Role	What they can do
Admin	Everything, including adding people
Editor	Plan meals, add dishes
View only	See the plan, change nothing

Only people **you add** can join. Each person who signs in uses one of ClanBite's first 100 places, so invite only those who need it. A change made on one phone shows on the others within about 20 seconds.

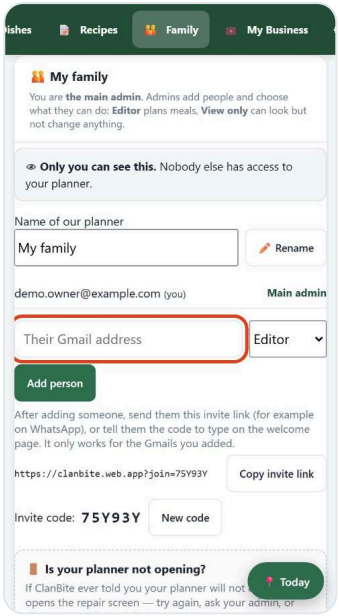

Their Gmail + role

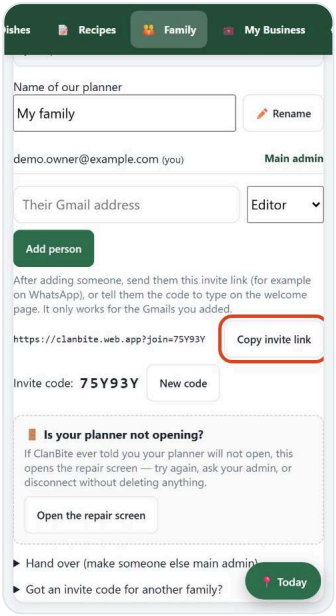

Copy the invite link

6 Run your home business

Tap **Business** or **Both** in the **Family | Business | Both** switch (step 2) and **My Business** is in the menu. Everything you type once flows through: **order** → **calendar** → **work plan and shopping** → **WhatsApp** → **bill** → **payment** → **dashboard**.

- **Menu & prices:** **+ Add an item**: name, size, price, egg or eggless, ingredients, prep steps and a daily limit. Add sizes and a smallest order. Already have a price list? **Import lists** reads a PDF, Word or Excel file, a photo, pasted text or a Google Sheet link.
- 📄 **My menu card:** a ready menu in 12 looks with your colours and logo. Save the PDF or picture, or **Share on WhatsApp**; **Send menu** on an order sends it to that client.
- **My Brand:** upload your logo once, add your Instagram, website and WhatsApp, and ClanBite makes your **QR code** for bills.
- **Orders:** **+ New order**: client, due date, pickup slot or delivery, items, cake flavour, shape and message, advance paid. Mark it Confirmed, Ready, Delivered. A **WhatsApp message** is ready for each step: edit it, or copy and paste it yourself.
- **Calendar and Work plan & shopping:** every order in full on its day, what to bake and when, and one shopping list for your orders.
- **Bills:** 🧾 **Bill** from an order. **GST on or off** (switch it off if you are below the limit), numbered bills (or your own number), discount, terms, then PDF, WhatsApp or print. Made a mistake on an issued bill? **Fix a mistake**. 🎨 **Bill design** picks one of ten professional looks and your colours (tap **Match my logo**), or uses a picture of your own bill.
- **Dashboard and Money:** today's pulse, who still owes you, best sellers, this month and this year against last, with a monthly goal. **Money** has three tabs: **Profit and loss**, **Expenses** (costs marked **Every month** are added with one tap) and **Ledger** (who paid, who owes whom, **Settle up**). **Recipes** keeps your own recipe box, apart from family recipes. Run a tiffin service? Tick **I run a tiffin service** in Business settings and the **Tiffins** screen appears; other businesses never see it.

There is a separate 6-page **Business Showcase** with pictures of every business screen.

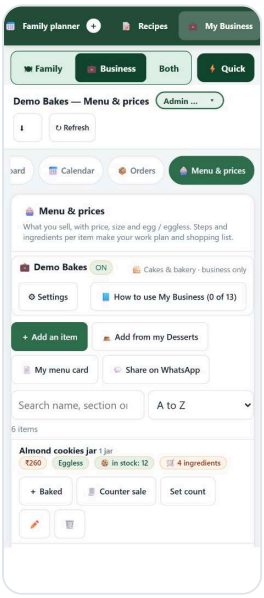

Menu & prices

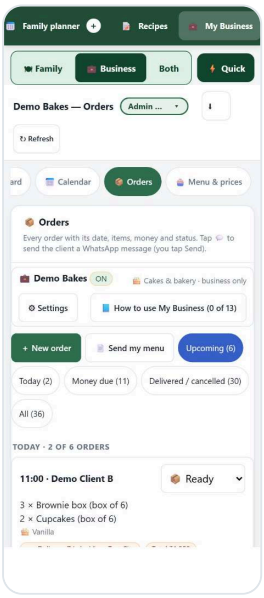

Orders

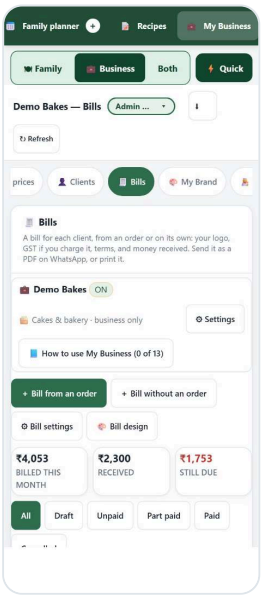

Bills

Menu card

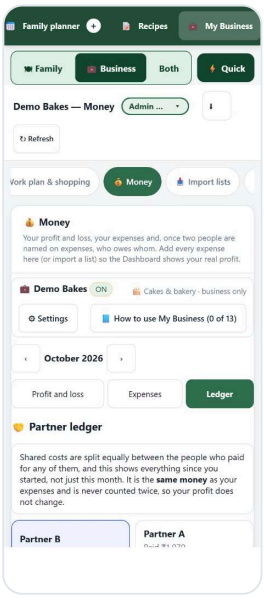

Money: Ledger

7 If something is not right

- **Several Gmails on one phone?** Tap your name at the top (the account panel) and choose **Use another Gmail**, or **Sign out**.
- **Wrong role?** Only your family's **admin** can change it: **Family** → **Members**.
- **Joined by mistake and want your own planner? Family** → **Leave this family**. ClanBite makes you a planner of your own.
- **A planner will not open?** Tap **Open planner** and choose the file in Google's window. Still stuck? Tap **Having trouble?**: try again, or **Start again**. **Nothing is ever deleted from your Google Drive**.
- **Still stuck?** Message the person who shared ClanBite with you. The ClanBite owner can reset your account too.
- **Not sure how something works?** ❓ **How to use ClanBite** has short lessons, about 40 seconds each.